


JAXA 星出彰彦宇宙飛行士と  
コミュニケーション力をきたえよう！

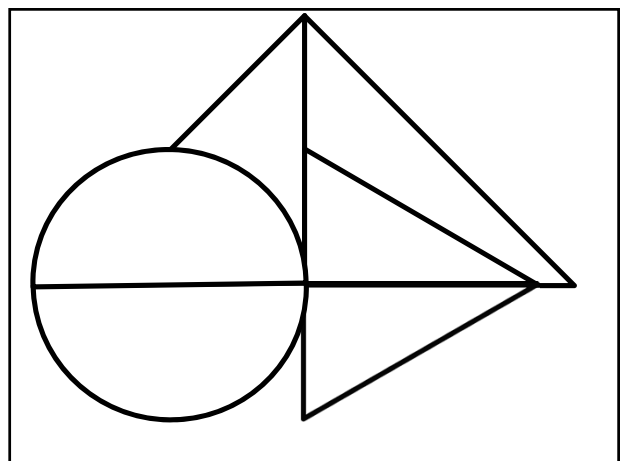
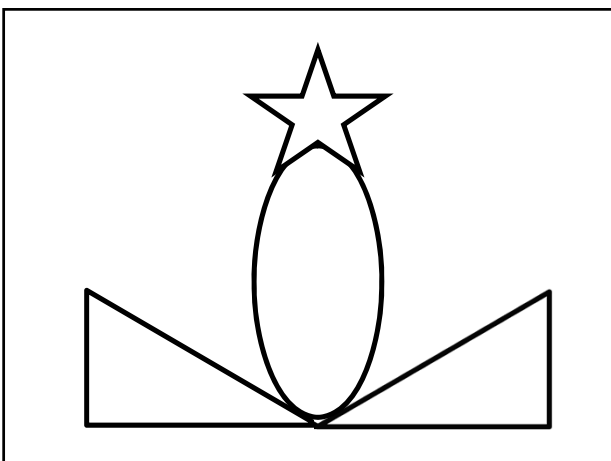
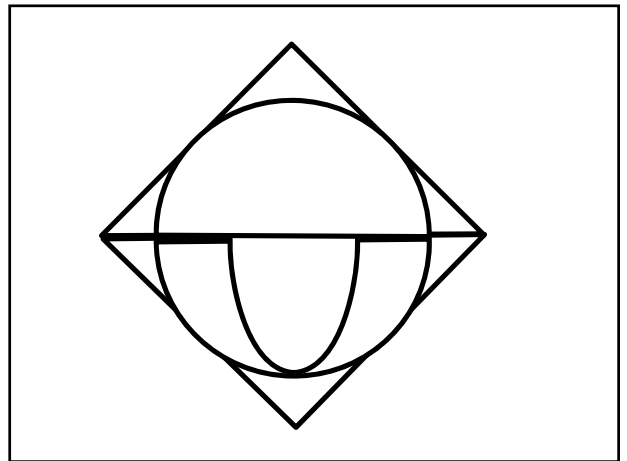
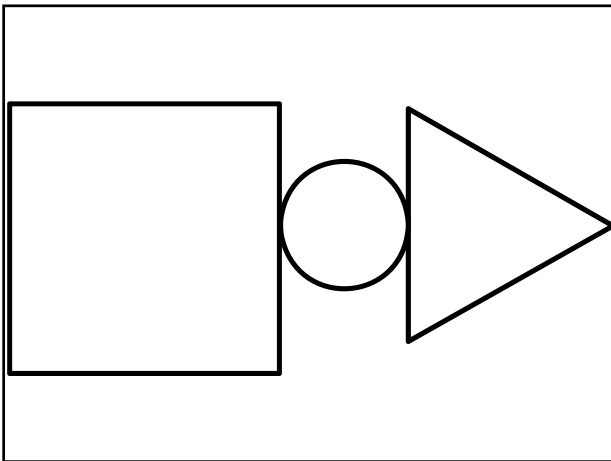
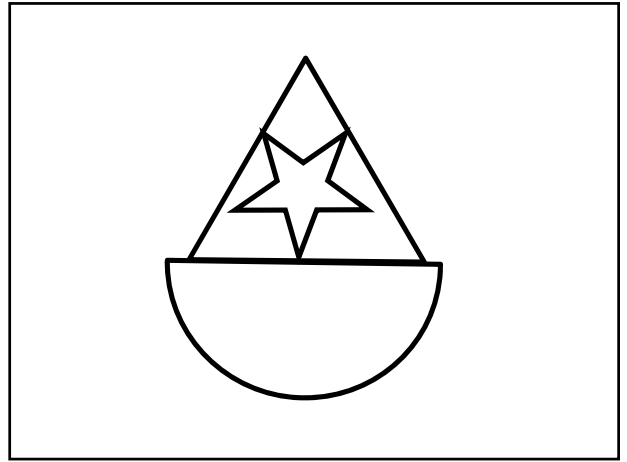
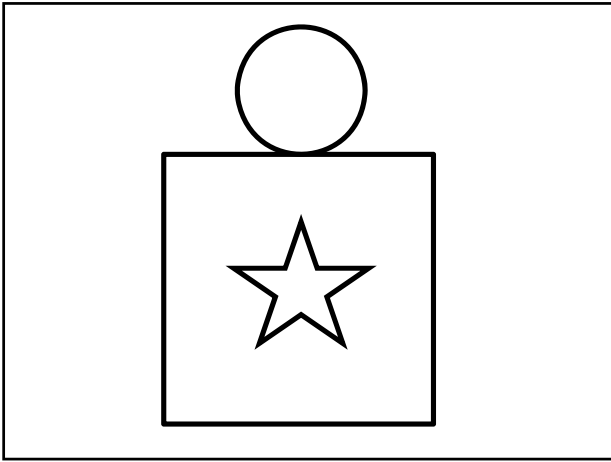


紙からパズルをはずして使います。

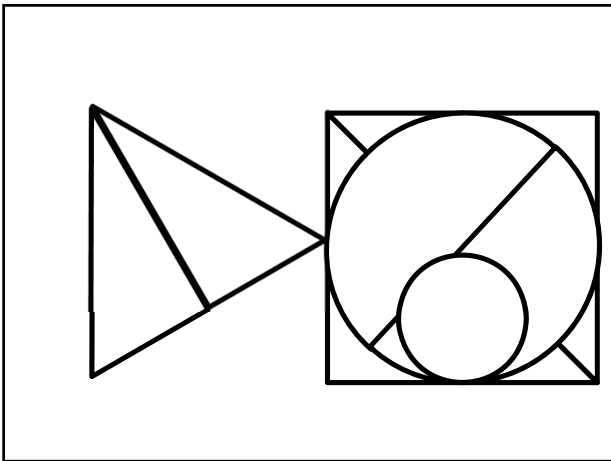
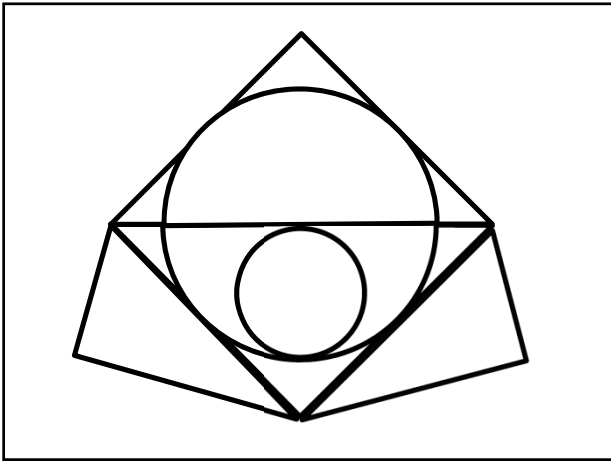
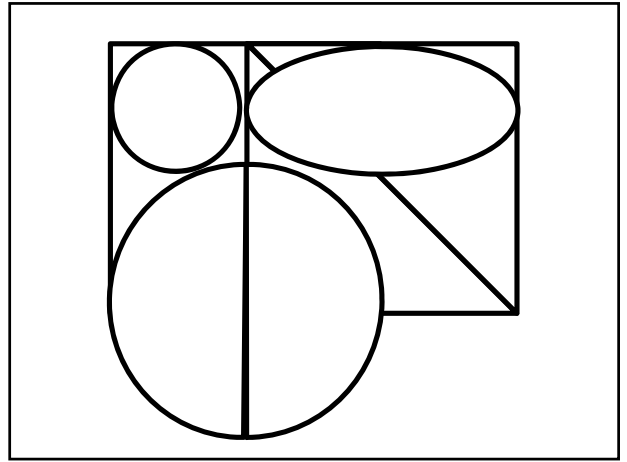
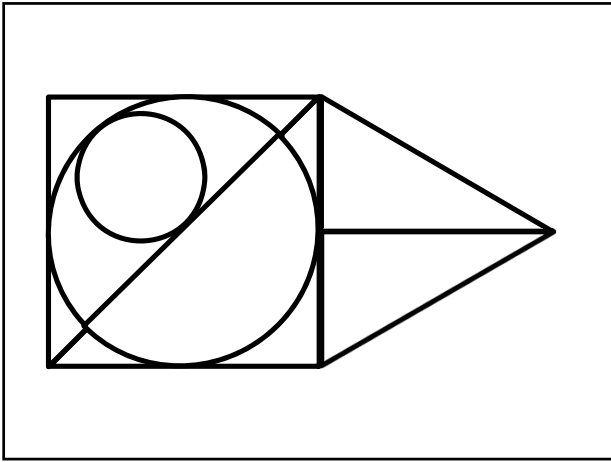
黒い縁のパズルは、映像教材「JAXA 星出彰彦宇宙飛行士とコミュニケーション力をきたえよう！」の中で、星出宇宙飛行士が出題する課題で使います。星出宇宙飛行士が、言葉だけで伝える図形を、このパズルを使って完成させてみましょう。

また、パズルは、黒い縁と赤い縁の2セットがあるので、伝える人とつくる人に分かれて、パズルを組み合わせた図形を言葉だけで伝え合えば、コミュニケーション力をきたえる訓練ができます。

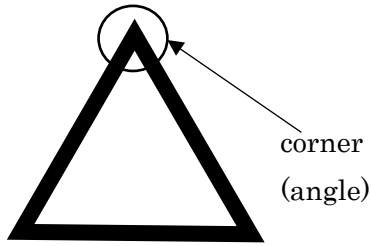
# 例題①



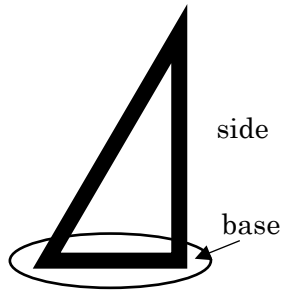
# 例題②




# JAXA "Let's Improve Our Communication Skills."




triangle



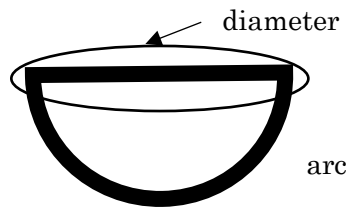
right triangle




isosceles triangle



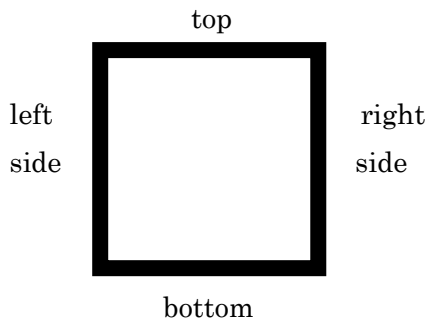
circle




semicircle



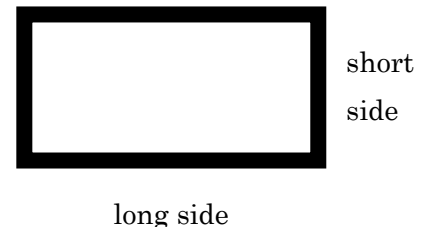
oval



square



star



rectangle

## [Useful Expressions]

○～を作ってください。	make ~	Please <b>make</b> a big triangle with two isosceles triangles.
○～を使って	using ~	Please make a circle <b>using</b> two semicircles.
○乗せる	put ~	<b>Put</b> a star in the center of a square
○くっつける	put together	<b>Put</b> a square and a circle <b>together</b> . [side by side]
○～の一辺	one side of ~	<b>one side of</b> a triangle
○つなぎ目	edge	<b>edge</b> of a circle
○～するように	so that ~	Put a square <b>so that</b> the corners are touching.
○～しないで	without ~	<b>without</b> overlapping
○～の中に	inside	Put a big circle <b>inside</b> a square.
○水平に	horizontal	a <b>horizontal</b> line
○垂直な	vertical	a <b>vertical</b> cliff